

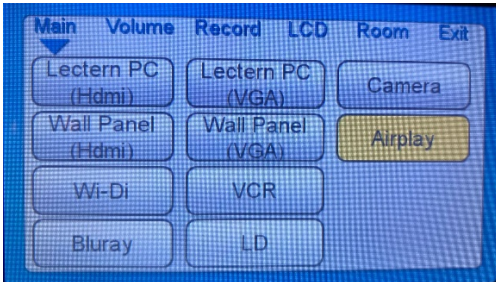
# The Hong Kong Academy for Performing Arts Libraries

## User Guide on AirPlay for iOS device or Mac computer







AirPlay allows you to share the screen of an iOS device or Mac computer wirelessly to the 70” Interactive White Board. This requires to have both Bluetooth and Wi-Fi enabled on your device to function. (Connect to Wi-Fi “HKAPA” or “Wi-Fi.HK via HKAPA”).

Please refer to steps below for connection:

1. Press the **Central Control** on lectern to turn it on. Under **Main** menu, press **AirPlay**.



2. On your device:

|  |  |
|--|--|
|    |  |
| <ul style="list-style-type: none"> <li>• Click <b>Control Centre</b>  in the menu bar.</li> <li>• Click <b>Screen Mirroring</b> , then select “Apple TV”.</li> <li>• A four-digit <b>AirPlay Code</b> will be displayed on the Apple TV. Enter the code on your device.</li> </ul> |  |
|   |  |
| iPhone X, iPad with iPadOS 13 or later   | iPhone 8, iOS 11 or earlier  |
| <ul style="list-style-type: none"> <li>• Swipe down from the upper-right corner of the screen to open <b>Control Centre</b>.</li> <li>• Tap <b>Screen Mirroring</b> , then select “Apple TV”.</li> <li>• A four-digit <b>AirPlay Code</b> will be displayed on the Apple TV. Enter the code on your device.</li> </ul>  | <ul style="list-style-type: none"> <li>• Swipe up from the bottom edge of the screen to open <b>Control Centre</b>.</li> <li>• Tap <b>Screen Mirroring</b> , then select “Apple TV”.</li> <li>• A four-digit <b>AirPlay Code</b> will be displayed on the Apple TV. Enter the code on your device.</li> </ul> |