

## The Hong Kong Academy for Performing Arts Libraries

### User Guides on AirPlay (Seminar Room B)







AirPlay allows you to share the screen of your MacBook, iPad, or iPhone to the 60” LED TV in Seminar Room B.

Please refer to steps below for connection:

1. Press the **AirPlay** button on signal switch.



2. On your device:

	
<ul style="list-style-type: none"> <li>• Click <b>Control Centre</b>  in the menu bar.</li> <li>• Click <b>Screen Mirroring</b> , then select “Seminar Room B”.</li> <li>• A four-digit <b>AirPlay Code</b> will be displayed on the TV. Enter the code on your device.</li> </ul>	
	
iPhone X, iPad with iPadOS 13 or later	iPhone 8, iOS 11 or earlier
<ul style="list-style-type: none"> <li>• Swipe down from the upper-right corner of the screen to open <b>Control Centre</b>.</li> <li>• Tap <b>Screen Mirroring</b> , then select “Seminar Room B”.</li> <li>• A four-digit <b>AirPlay Code</b> will be displayed on the TV. Enter the code on your device.</li> </ul>	<ul style="list-style-type: none"> <li>• Swipe up from the bottom edge of the screen to open <b>Control Centre</b>.</li> <li>• Tap <b>Screen Mirroring</b> , then select “Seminar Room B”.</li> <li>• A four-digit <b>AirPlay Code</b> will be displayed on the TV. Enter the code on your device.</li> </ul>